


"Serving The Growers Equipment Needs Since 1923"



BUFFALO SPIKE TOOTH, SLED HARROW

EZEE-ADJUST RUNNERS! . . REMOVE 2 PINS ON EACH RUNNER . . ADJUST IN MINUTES!




For uniform seed bed preparation... put the BUFFALO Harrow to work in your field.

*EZEE-ADJUST Sled Runners provide uniform working depth since the bottom of the furrow is the gauge.

- "Plane" off the top of all beds evenly — so your planting depth can be uniform.
- Adjust the runners to fit your row spacing and adjust each tooth to your row profile.
- Lower the cost of seed bed preparation with your BUFFALO Harrow.
- Loosen the seed bed, remove weeds, prepare for uniform planter operation.




BUFFALO SLED HARROW



Model 28A with optional rear shanks

The Ezee-Adjust Sled Runners are adjustable up and down over a 10" range in 5/8" steps. Merely remove 2 pins.



Illustrated with optional rear shanks

Strong 4" wide channel tooth bars with 5 angle positions provide the amount of tillage your ground conditions require. Individually mounted harrow teeth can be adjusted to suit the profile of your row. The following models are available with or without runners.

Model 22A 13' Section, 2 Runners, 4 - 36"-40" Rows—820#

Model 27A 17' Section, 3 Runners, 3 - 66" Beds—1700#

Model 28A 20' Section, 3 Runners, 6 - 36"-40" Rows—2065#

Model 29A 27' Section, 3 Runners, 8 - 36"-40" Rows—2690#

OPTIONS:

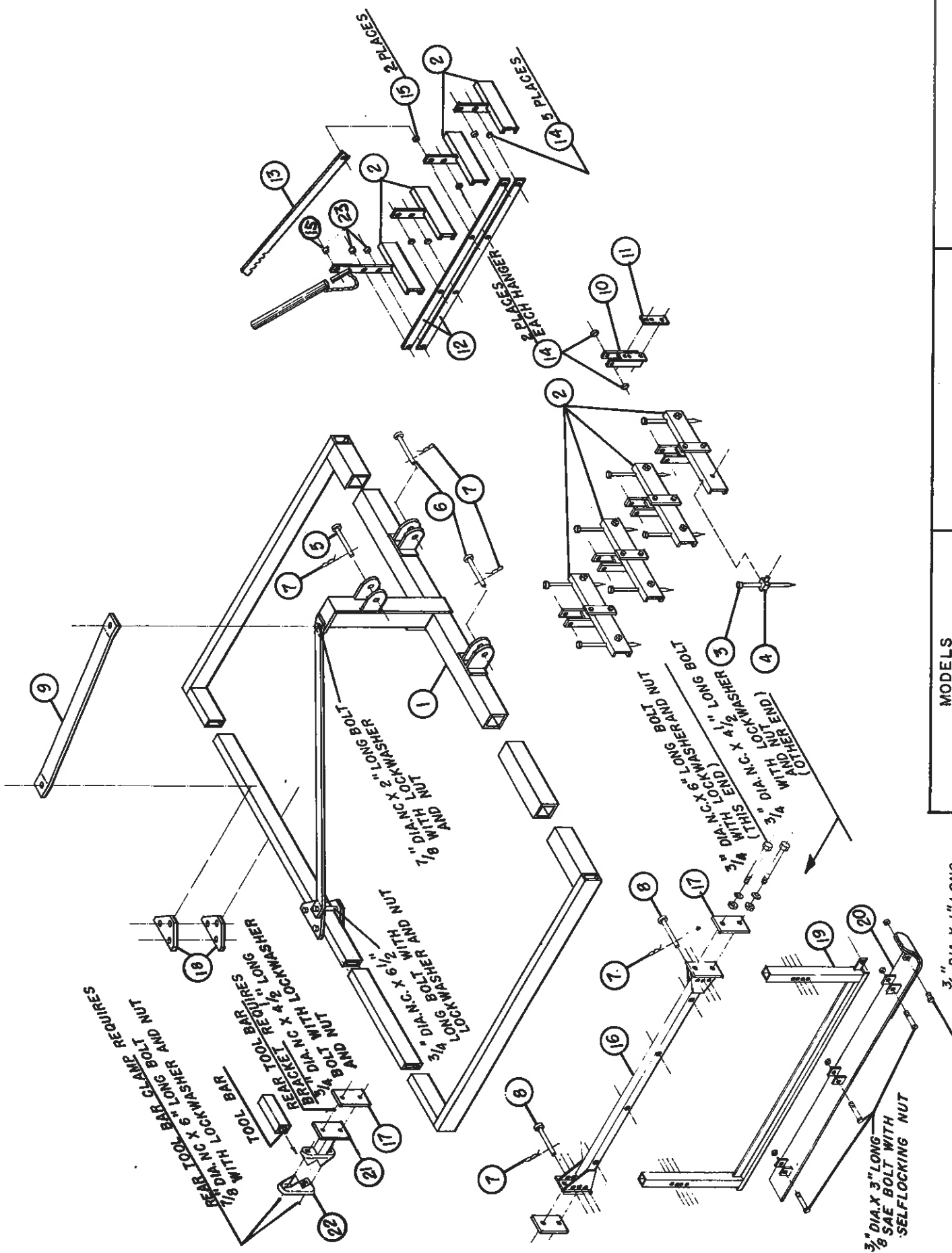
5/8" x 14" or 3/4" x 16" teeth; Rear tool bar; Heavier channel bars; Additional Fourth runner; Cat. III hitch; Various row setting

MANUFACTURED BY:

**NIKKEL
IRON WORKS**

184 Central Avenue, Shafter, CA 93263

Phone: (805) 746-4365



MODELS
 20A, 22A, 24A
 27A, 27A4, 28A, 29A

BUFFALO
 SPIKE TOOTH
 HARROW

IRVING
 IRON WORKS

MANUFACTURED BY:

NIKKEL IRON WORKS

17045 Central Valley Hwy, Shafter Ca 93263

Phone 661/746-4904

BUFFALO SLED RUNNER HARROW

(after S/N 1783)

20A, 22A, 24A, 24A4, 27A, 27A4, 28A, 29A

KEY	PART NO.	DESCRIPTION
1	2000	20A-24A4 FRAME LESS PINS, BOLTS, BRACES
	2150	26A-27A4 FRAME LESS PINS, BOLTS, BRACES
	2160	28A FRAME LESS PINS, BOLTS, BRACES
	2161	29A FRAME LESS PINS, BOLTS, BRACES
2	2070	SET OF 4 BARS, MODEL 20A-22A (STANDARD)
	2071	SINGLE BAR, MODEL 20A-22A, (SPECIFY BAR #1,2,3,4)
	2080	SET OF 4 BARS, MODEL 24A (STANDARD)
	2081	SINGLE BAR, MODEL 24A (SPECIFY BAR #1,2,3,4)
	2090	SET OF 4 BARS, MODEL 27A (STANDARD)
	2091	SINGLE BAR, MODEL 27A (SPECIFY BAR #1,2,3,4)
	2100	SET OF 4 BARS, MODEL 28A (STANDARD)
	2101	SINGLE BAR, MODEL 28A, (SPECIFY BAR #1,2,3,4)
	2110	SET OF 4 BARS, MODEL 29A (STANDARD)
	2111	SINGLE BAR, MODEL 29A, (SPECIFY BAR #1,2,3,4)
3	2142	TOOTH 5/8 X 12"
	2143	TOOTH 5/8 X 14"
	2144	TOOTH 3/4 X 14"
4	2140	CLAMP FOR 5/8 TOOTH
	2145	CLAMP FOR 3/4 TOOTH
5	2014	PIN, TOP LINK CAT.II
6	2015	PIN, LOWER LINK CAT.II
7	2016	LINCH PIN
8	2044	PIN, UPRIGHT TO HANGER BAR
9	2018	BRACE, TOP LINK TO FRAME REAR (2 required)
10	2050	HANGER ASSY-WELDED UNIT LESS CLAMP PLATE, BOLTS, AND BUSHINGS
11	2052	HANGER CLAMP PLATE
12	2120	PARALLEL LINK
13	2130	LOCKING BAR
14	2053	1/2" BUSHING
15	2122	7/8" BUSHING
16	2040	HANGER BAR WELDED UNIT LESS CLAMP PLATE, BOLTS, HANGERS AND PINS
17	2043	HANGER CLAMP PLATE
18	2017	THREE HOLE BRACE PLATE
19	2030	UPRIGHT SKID FRM.LESS SKID,BOLTS,PINS,HANGER BAR
20	2060	SKID SHOE
21	2170	REAR TOOL BAR BRACKET,WELDED UNIT LESS CLAMP PLATE,CAPS,BOLTS,BAR.
22	2173	FORGED TOOL BAR CAP
23	2174	BUSHING 7/8 X 3/4