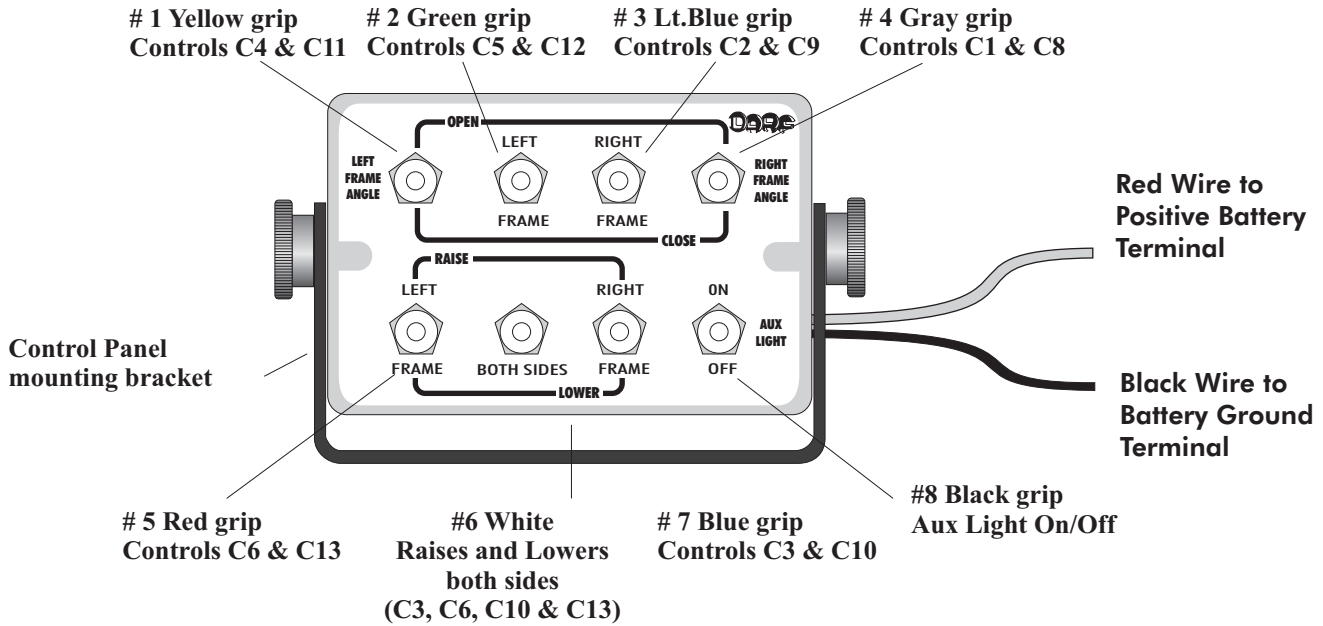


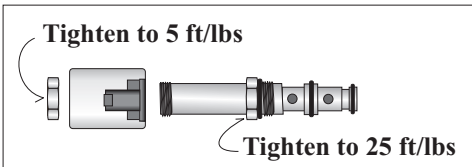

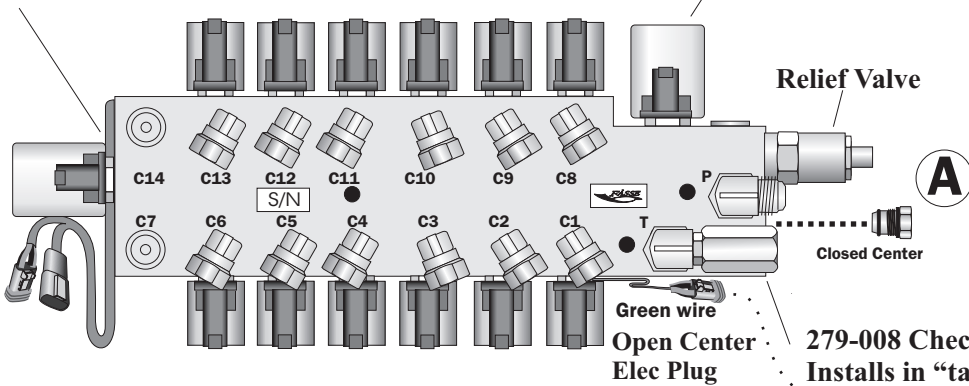
1. Note: The Fasse Valve for the Darf Rake is assembled for **CLOSED CENTER HYDRAULICS**. See below for installation of the Open Center Dump Valve supplied with the Fasse Valve.
2. Use the accompanying instructions for Fasse Start-up and reference.
3. If the hydraulics are erratic during start-up, AIR is likely the cause. Be sure to thoroughly purge the complete system.



Non-functional on-board Dump Valve Storage Cavity

Directional Shuttle Valve

For Open Center Hydraulics, remove Closed Center plug (CP10-20) and install Dump valve & solenoid, attach Green wire. (On end of manifold)



**NOTE:** The cavity plug (A) and the Open Center Dump valve & solenoid (B) actually swap places when creating an open center valve body.

Product:	Fasse Set-up/Start-up Instructions	700-0806-4006	Nikkel Iron Works, Inc. P.O. Box 1597 Shafter, CA 93263
Drawing No.:	Ddxxxxxx		
Date:	8/7/2013		
Notes:	8 Function control box. Beginning with 2014 production changes		
Scale:	4		