

PARTS LIST

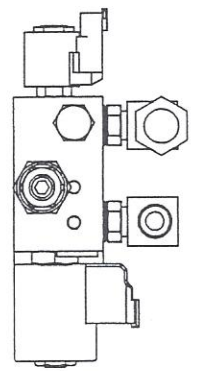
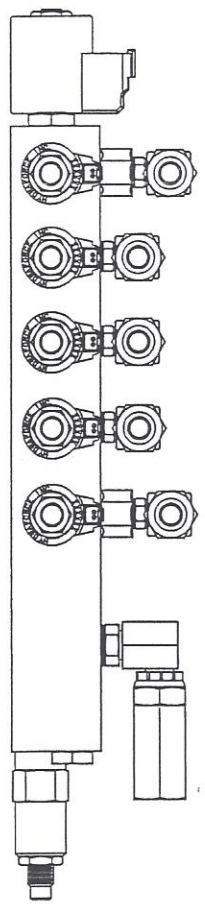
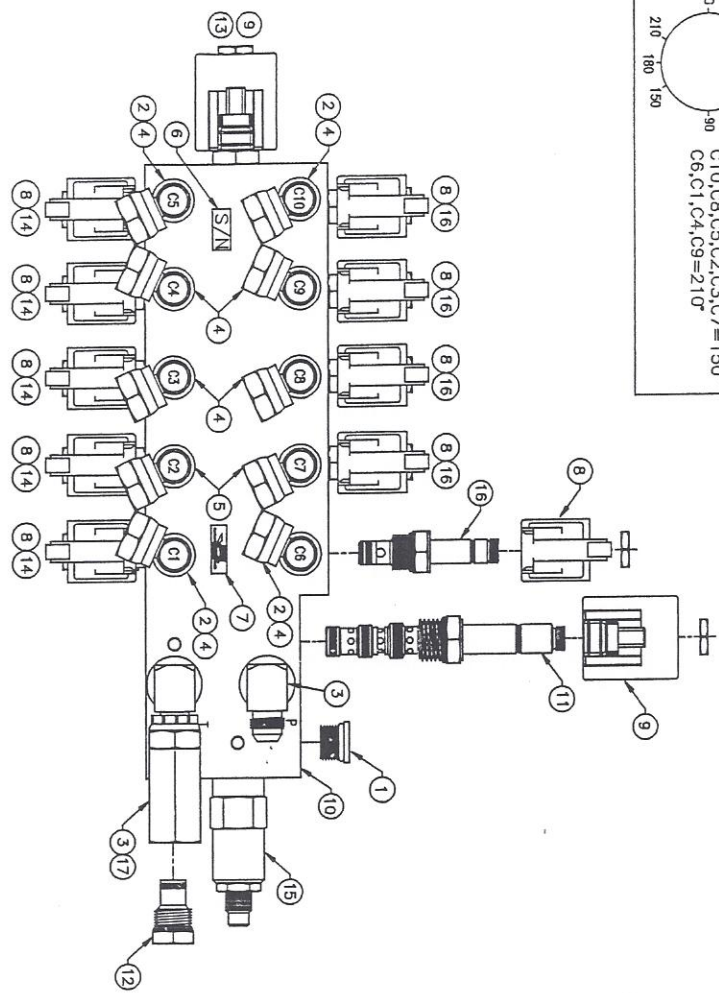

Nb	PART NUMBER	QTY	PART DESCRIPTION
1	212-184	2	SCREW 6-32 X 3/8 OVAL HD BLK
2	212-202	2	INSERT 6-32X3/8 BRASS
3	212-215	2	KNOB 1/4-20 FEMALE
4	212-231	2	SCREW WELDED 1/4-20 X .500
5	213-335	2	WASHER NYLON .257X.875X.060
6	214-002	14	CABLE TIE BLACK 7"
7	219-300	1	BRKT HSG MONITOR
8	230-057	1	BAG POLY CLR 14 X 18 2ML W/LOGO
9	232-050	2	DECL S/N (SILVER)
10	232-059	1	DECL GOLD/BLK 1.5 X .5
11	233-010	1	LIT GUIDE NIKKEL IRON 0805
12	250-013	6	SW TOG DPDT 3P MOM LONG
13	250-023	6	SW TOG BOOT OPN GRY
14	254-001	1	DIODE D116A2 6AMP
15	255-002	22	TRM T-TAP F PO BLU
16	255-006	11	TRM PO F INS 22/18GA
17	255-030	2	TRM SPUCE CLOSED END
18	255-070	6	TRM PO M/F 16-14GA
19	255-119	3	TRM PO F INS 16-14GA
20	255-285	1	TRM SPUCE CLOSED END LRG 14-16GA
21	255-710	1	STRAIN RLF HEVCO .45"- .705"ID, HOLE DIA 1.115"
22	259-004	1	SW TOG GRIP VNYL WHT .187
23	259-005	1	SW TOG GRIP VNYL RED .187
24	259-015	1	SW TOG GRIP VNYL BLU .187
25	259-022	1	SW TOG GRIP VNYL YEL .187
26	259-023	1	SW TOG GRIP VNYL GRN .187
27	259-027	1	SW TOG GRIP VNYL GRY .187
28	300-271	1	HARNSS R/B WIRE /6'
29	304-400	1	ENCL DRILL MNTBRX FH-1 1/8"Ø
30	307-002	1	HRN 15CON 18GA DTP BR(8) DIR BR(7) 6'
31	308-559	1	ENCL FP DRL MNT-6X15X32S DECAL
32	314-918	2	DIODE ASSY 6A05/2G-1B
33	319-575	1	HARNSS 1CON 18GA BLK /1'
34	319-608	1	HARNSS 1CON 18GA RED /1.5'
35	319-623	1	HARNSS 1CON 18GA GRN /1'
36	319-769	1	FUSEHOLDER PANEL MOUNT ASSY 10A /5.5'

- NOTES:
1. USE 2-CABLE TIES TO COIL UP HARNSS
 2. PUT REMAINING CABLE TIES IN BAG
 3. NOT SHOWN: (6) (8) (1)
 4. CUT OFF GRN/BLK WIRE AT HARNSS.

REV	DESCRIPTION	REVISIONS	REV #	DATE	APPROVAL	DESIGN ENGINEER	SCALE	DWG NO	SHEET
	RELEASED DRAWING		03-0893	8/29/03				MNTRBX 0805 TOG6-5'	320-188

FASSE VALVES
 10000 1/2" NPT
 10000 1/2" NPT
 10000 1/2" NPT
 10000 1/2" NPT

FITTING ORIENTATION



SPECIFICATIONS:

MAXIMUM PRESSURE 3000 PSI
 MAXIMUM FLOW 8 GPM
 PORT SIZE (P, T) -8 SAE O-RING
 PORT SIZE (ALL C) -6 SAE O-RING
 MOUNTING HOLES (2) 406 DIA
 MOUNTING HOLES (1) 5/16-18 TAPPED

PARTS LIST

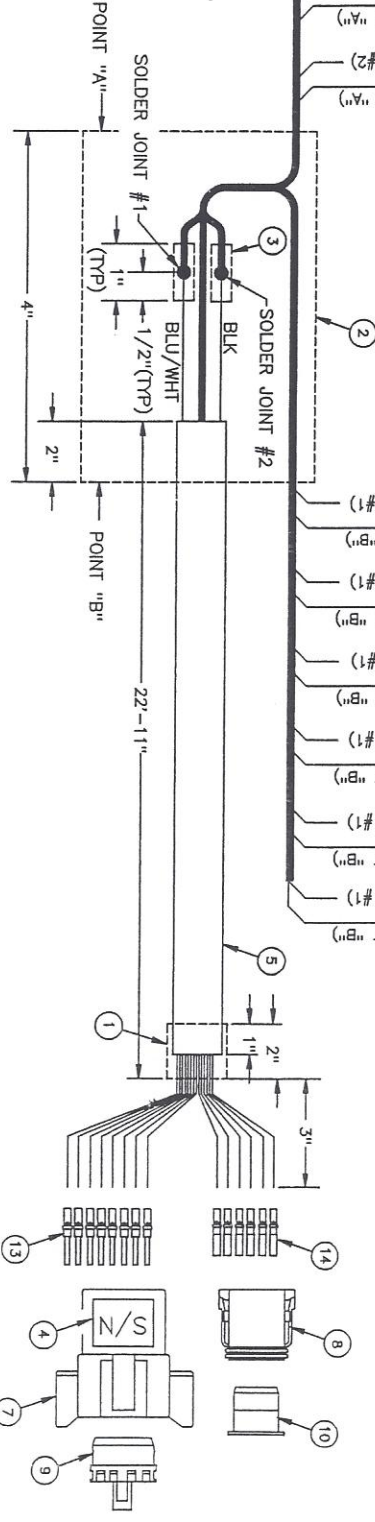
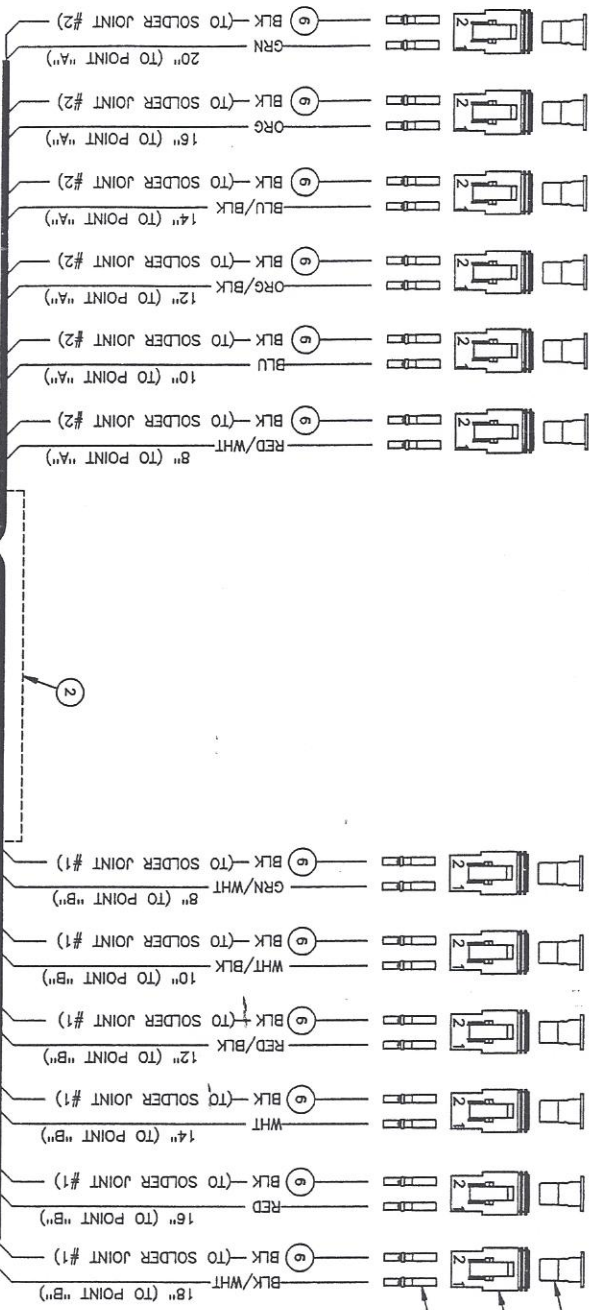
NO	PART NUMBER	QTY	PART DESCRIPTION
1	210-038	1	FTG 6408-8/MO HHP
2	210-151	4	FTG 6410-6-6/S-MO-FO
3	210-166	2	FTG 6901-8-6/E-MO-FPSW
4	210-189	8	FTG 6901-6-4/E-MO-FPSW
5	210-229	2	FTG 6901-6-6/E-MO-FPSW FG
6	232-050	2	DECL S/N (SILVER)
7	232-058	1	DECL FASSE BLK/GOLD 1" X .75" R
8	253-046	10	COIL HY 03012600 INTG DEUT RCPRT 12V 1.5A
9	253-421	2	COIL H/F 4301892 D-10 INTG DEUT DIR 12V 1.67A DIODE
10	270-093	1	MANI S14153-4 SCIR AL RV
11	273-008	1	CART H/F SV10-40-0-N-00 SPL AW
12	273-012	1	CART H/F CP10-20-N CAMTY PLUG 2W
13	273-017	1	CART H/F SV10-21-0-N-00 POP 2W
14	273-077	5	CART HY WS08W-01-C-N-0 BI DIR POP 2/2 NC
15	273-078	1	CART H/F RV10-22H-0-N-35 RLF DIFF AREA POP 3000PSI
16	273-678	5	CART HY WK08W-01-C-N-0 BI DIR SPL 2/2 NC
17	279-008	1	CHECK VALVE F/T 10301-503

NOTE:
 1. 210-151, FTGS: GO IN PORTS C1, C5, C6,
 AND C10 UNDER THE FTGS 210-189.

REV	DESCRIPTION	FORM #	DATE	APPROVED	UNLESS OTHERWISE SPECIFIED	SCHEMATIC	DATE
1	RELEASED DRAWING	01-0005	09/10/03	DAJ BML	WORKING ME IN NOTES 3 FT. DECIMALS 2 FT. DECIMALS	DATE	

THIS DRAWING IS A PROPERTY OF FASSE VALVES AND IS TO BE USED ONLY FOR THE PROJECT AND QUANTITY SPECIFIED HEREON. IT IS TO BE RETURNED TO FASSE VALVES UPON COMPLETION OF THE PROJECT.	DATE	
UNLESS OTHERWISE SPECIFIED, ALL DIMENSIONS ARE IN INCHES.	DATE	
UNLESS OTHERWISE SPECIFIED, ALL DIMENSIONS ARE IN INCHES.	DATE	

SIZE FROM NO	302-862
SCALE	1 OF 2



FROM VALVE

NOTES:

1. HARNESS LENGTH IS 25".
2. REMOVE 22" OF OUTER CABLE JACKET FOR SPLICING.
3. CUTOFF GRN/BLK WIRE.

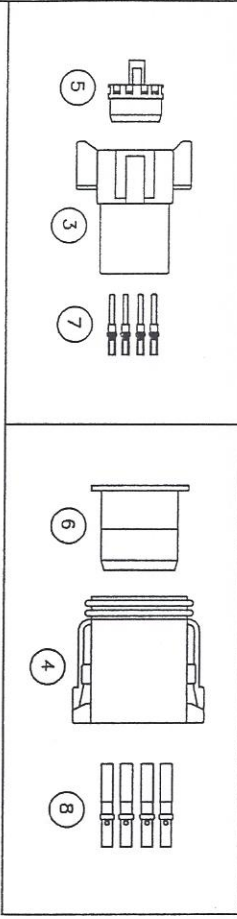
PARTS LIST

NO	PART NUMBER	QTY	PART DESCRIPTION
1	231-007	2"	SHRINKTUBING .625
2	231-008	4"	SHRINKTUBING .750
3	231-313	2"	SHRINKTUBING .313
4	232-050	2	DECL S/A (SILVER)
5	252-020	25'	CABLE 150CON 18GA
6	252-058	4-2	WIRE 18GA BLK
7	255-218	1	CNTR DEUTSCH 8PIN RECEPT DT
8	255-219	1	CNTR DEUTSCH 8PIN PLUG DT
9	255-220	1	CNTR DEUTSCH LOCKWEDGE 8PIN DTP
10	255-221	1	CNTR DEUTSCH LOCKWEDGE 2PIN DTP
11	255-505	12	CNTR DEUTSCH LOCKWEDGE 2PIN DTP
12	255-801	12	CNTR DEUTSCH 2PIN PLUG DT
13	255-977	8	CNTR DEUTSCH PIN 16/18GA
14	255-978	30	CNTR DEUTSCH SOCKET 16/18GA
15	255-979	2	CNTR DEUTSCH CMTY PLUG

REV	DESCRIPTION	DATE	BY	CHKD	APP'D	REVISIONS
A	INIT. CHNG. 255-978 W/S 31, 255-979 W/S 1	02/29/03	DLG	DLG		

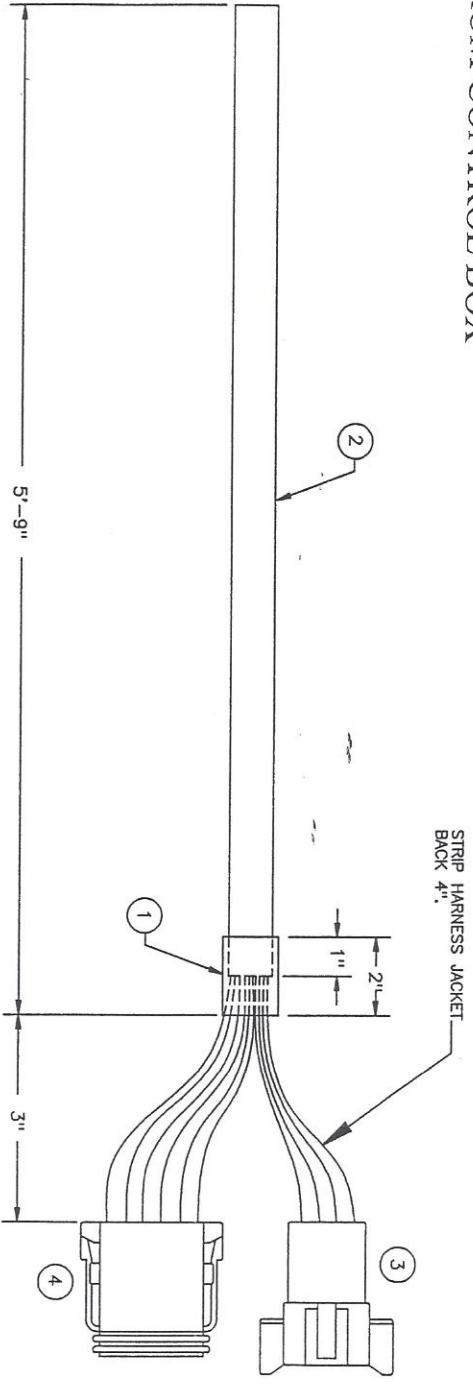
DATE	SIGNATURES	DATE	SIGNATURES
12/03/03	DLG		
11/19/03	BWL		

REV	DESCRIPTION	DATE	BY	CHKD	APP'D
A	INIT. CHNG. 255-978 W/S 31, 255-979 W/S 1	02/29/03	DLG	DLG	

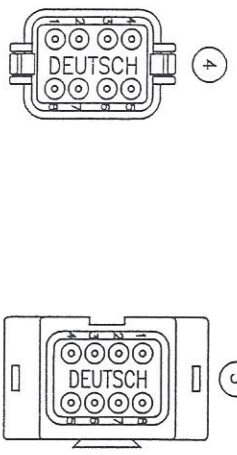


PARTS LIST	
NO	DESCRIPTION
1	SHRINKTUBING .625
2	CABLE 15CON 18GA
3	CNTR DEUTSCH 8PIN RECEPT DT
4	CNTR DEUTSCH 8PIN PLUG DT
5	CNTR DEUTSCH LOCK WEDGE 8PIN DTR
6	CNTR DEUTSCH LOCK WEDGE 8PIN DTP
7	CNTR DEUTSCH PIN 16/18GA
8	CNTR DEUTSCH SOCKET 16/18GA
9	CNTR DEUTSCH CAVITY PLUG

FROM CONTROL BOX



PIN OUT DETAIL



NOTE:
1. NOT SHOWN: 9

REV	DESCRIPTION	FORM #	DATE	APPROVED	DESIGNED	DATE
RELEASED PART		03-0030	01/29/03	OLD PMS		

UNLESS OTHERWISE SPECIFIED	SIGNATURES	DATE
DESIGNED BY	DRWHM	
CHECKED BY	DRWHM	
APPROVED BY		

HRN	15CON	18GA	DTP	8P(8)	DTR	8P(7)	6'
HRN 15CON 18GA DTP 8P(8) DTR 8P(7) 6'							

SCALE	DWG NO	SHEET
A	307-002	